

Introductory sub-table (I)(a)

Name of the Company:

SHUBH POULTRIES LIMITED

Script Code, Name of the scrip, class of security:

57595 EQUITY

Quarter ended:

30th September, 2015

Partly paid-up shares:-

No. of partly paid-up shares

As a % of total no. of partly paid-up shares

As a % of total no. of shares of the company

Held by promoter/promoter group

0

0

0

Held by public

0

0

0

Total - D

0

0

0

Outstanding convertible securities:-

No. of outstanding securities

As a % of total no. of outstanding convertible securities

As a % of total no. of shares of the company, assuming full conversion of the convertible securities

Held by promoter/promoter group

0

0

0

Held by public

0

0

0

Total - E

0

0

0

Warrants:-

No. of warrants

As a % of total no. of warrants

As a % of total no. of shares of the company, assuming full conversion of warrants

Held by promoter/promoter group

0

0

0

Held by public

0

0

0

Total - F


0

0

0

Total paid-up capital of the company, assuming full conversion of warrants and convertible securities (Grand Total (A+B+C)+ D+E+F)

3771980



Statement Showing Shareholding Pattern of SHUBH POULTRIES LIMITED

30th September, 2015

Category code	Category of Shareholder	Number of Share holders	Table (I)(a)		Total shareholding as a percentage of total number of shares	Shares Pledged or otherwise encumbered		
			Total number of shares	Number of shares held in dematerialized form				
(I)	(II)	(III)	(IV)	(V)	(VI)	(VII)	(VIII)	(IX) = (VIII)/(IV)*100
(A)	Shareholding of Promoter and Promoter Group ²							
1	Indian							
(a)	Individuals/ Hindu Undivided Family	1	831220	0	22.04	22.04	0	0.00
(b)	Central Government/ State Government(s)	0	0	0	0.00	0.00	0	0.00
(c)	Bodies Corporate	0	0	0	0.00	0.00	0	0.00
(d)	Financial Institutions/ Banks	0	0	0	0.00	0.00	0	0.00
(e)	Any Others(Specify)	0	0	0	0.00	0.00	0	0.00
(e-i)	Directors	0	0	0	0.00	0.00	0	0.00
(e-ii)	Directors Relatives	0	0	0	0.00	0.00	0	0.00
(e-iii)	Person Acting in Concert	0	0	0	0.00	0.00	0	0.00
	Sub Total(A)(1)	1	831220	0	22.04	22.04	0	0
2	Foreign							
a	Individuals (Non-Residents Individuals/ Foreign Individuals)	0	0	0	0.00	0.00	0	0.00
b	Bodies Corporate	0	0	0	0.00	0.00	0	0.00
c	Institutions	0	0	0	0.00	0.00	0	0.00
d	Any Others(Specify)	0	0	0	0.00	0.00	0	0.00
d-i		0	0	0	0.00	0.00	0	0.00
d-ii		0	0	0	0.00	0.00	0	0.00
	Sub Total(A)(2)	0	0	0	0.00	0.00	0	0.00
	Total Shareholding of Promoter and Promoter Group (A) = (A)(1)+(A)(2)	1	831220	0	22.04	22.04	0	0.00




(B) Public Shareholding		1		2		3		4		5		6		7	
1		Institutions		Public		Promoter and Promoter Group		Sub-Total (B)(1)		Sub-Total (B)(2)		Sub-Total (B)(3)		Sub-Total (B)(4)	
(a)	(b)	(c)	(d)	(e)	(f)	(g)	(h)	(i)	(j)	(k)	(l)	(m)	(n)	(o)	(p)
(a)	Mutual Funds/ UTI	0	0	0	0	0	0	0	0	0	0	0	0	0	0.00
(b)	Financial Institutions / Banks	0	0	0	0	0	0	0	0	0	0	0	0	0	0.00
(c)	Central Government/ State Government(s)	0	0	0	0	0	0	0	0	0	0	0	0	0	0.00
(d)	Venture Capital Funds	0	0	0	0	0	0	0	0	0	0	0	0	0	0.00
(e)	Insurance Companies	0	0	0	0	0	0	0	0	0	0	0	0	0	0.00
(f)	Foreign Institutional Investors	0	0	0	0	0	0	0	0	0	0	0	0	0	0.00
(g)	Foreign Venture Capital Investors	0	0	0	0	0	0	0	0	0	0	0	0	0	0.00
(h)	Any Other (specify)	0	0	0	0	0	0	0	0	0	0	0	0	0	0.00
(h-1)	STRATEGIC INVESTOR	0	0	0	0	0	0	0	0	0	0	0	0	0	0.00
	Sub-Total (B)(1)	0	0	0	0	0	0	0	0	0	0	0	0	0	0.00
B 2 Non-institutions															
(a)	Bodies Corporate	82	854690	0	0	0	0	0	0	0	0	0	0	0	0.00
(b)	Individuals														
I	Individuals - i: Individual shareholders holding nominal share capital up to Rs 1 lakh	624	286850	0	0	0	0	0	0	0	0	0	0	0	0.00
II	ii: Individual shareholders holding nominal share capital in excess of Rs. 1 lakh.	6	1729820	0	0	0	0	0	0	0	0	0	0	0	0.00
(c)	Qualified Foreign Investor	0	0	0	0	0	0	0	0	0	0	0	0	0	0.00
(d)	Any Other (specify)	0	0	0	0	0	0	0	0	0	0	0	0	0	0.00
	(a) N.R.I. (Repat & Non-Repat.)	0	0	0	0	0	0	0	0	0	0	0	0	0	0.00
	(b) Foreign Corporate Bodies	0	0	0	0	0	0	0	0	0	0	0	0	0	0.00
	(c) Trust	0	0	0	0	0	0	0	0	0	0	0	0	0	0.00
	(d) Hindu Undivided Family	6	69400	0	0	0	0	0	0	0	0	0	0	0	0.00
	(f) Employee	0	0	0	0	0	0	0	0	0	0	0	0	0	0.00
	(h) Clearing Members	0	0	0	0	0	0	0	0	0	0	0	0	0	0.00
	Sub-Total (B)(2)	718	2940760	0	0	0	0	0	0	0	0	0	0	0	0.00
(B)	Total Public Shareholding (B)= (B)(1)+(B)(2)	718	2940760	0	0	0	0	0	0	0	0	0	0	0	0.00
	TOTAL (A)+(B)	719	3771980	0	0	0	0	0	0	0	0	0	0	0	0.00
(C)	Shares held by Custodians and against which Depository Receipts have been issued														
1	Promoter and Promoter Group	0	0	0	0	0	0	0	0	0	0	0	0	0	0.00
2	Public	0	0	0	0	0	0	0	0	0	0	0	0	0	0.00
	Sub-Total (C)	0	0	0	0	0	0	0	0	0	0	0	0	0	0.00
	GRAND TOTAL (A)+(B)+(C)	719	3771980	0	0	0	0	0	0	0	0	0	0	0	0.00

Place: Chandigarh
Date: 19/10/2015

For SHUBH POULTRIES LIMITED

Nandeve Pandurang Parsekar
Director

DIN: 05235417



Sr.No	Notes
1	
2	
3	
4	
5	
6	
7	
8	
9	



Handwritten signature or initials in blue ink.

SHUBH POULTRIES LIMITED

(1)(b) Statement showing holding of securities (including shares, warrants, convertible securities) of persons belonging to the category "Promoter and Promoter Group"


Sr. No.	Name of the shareholder	Details of Shares held			Encumbered shares (*)			Details of warrants			Details of convertible securities		Total shares (including underlying shares assuming full conversion of warrants and convertible securities) as a % of diluted share capital
		Number of shares held	As a % of grand total (A)+(B)+(C)	No.	As a % (VI)=(V)/(III)*100	As a % of grand total (A)+(B)+(C) of sub-clause (I)(a)	No. of warrants held	As a % total number of warrants of the same class	Number of convertible securities held	As a % total number of convertible securities of the same class			
(I)	(II)	(III)	(IV)	(V)	(VI)=(V)/(III)*100	(VII)	(VIII)	(IX)	(X)	(XI)	(XII)		
1	Sanjay Mandar Lal Chauhan	831220	22.04	0	0.00	0.00	0.00	0.00	0.00	0.00	22.04		
	Total	831220	22.04	0	0.00	0.00	0.00	0.00	0.00	0.00	22.04		

(*) The term "encumbrance" has the same meaning as assigned to it in regulation 28(3) of the SAST Regulations, 2011

For SHUBH POULTRIES LIMITED

Place: Chandigarh
Date: 19/10/2015

Director
DIN: 05235417



SHUBH POULTRIES LIMITED

(1) (c)(i) Statement showing holding of securities (including shares, warrants, convertible securities) of persons belonging to the category "Public" and holding more than 1% of the total number of shares

Sr. No.	Name of the shareholder	Number of shares	Shares as a percentage of total number of shares (i.e., Grand Total (A)+(B)+(C) indicated in Statement at para (1)(a) above)	Details of warrants		Details of convertible securities		Total shares (including underlying shares assuming full conversion of warrants and convertible securities) as a % of diluted share capital
				No. of warrants held	As a % total number of warrants of the same class	Number of convertible securities held	As a % total number of convertible securities of the same class	
1	Link Tradecom Pvt. Ltd.	46880	1.24	0.00	0.00	0.00	0.00	1.24
2	Lipi Iron & Steel Pvt. Ltd.	57500	1.52	0.00	0.00	0.00	0.00	1.52
3	Laxmidhan Enterprises Limited	65500	1.74	0.00	0.00	0.00	0.00	1.74
4	Lakshan Commercial Pvt. Ltd.	79630	2.11	0.00	0.00	0.00	0.00	2.11
5	Kinetic Trust Ltd	99300	2.63	0.00	0.00	0.00	0.00	2.63
6	Kinetic Stocks & Securities Ltd	99300	2.63	0.00	0.00	0.00	0.00	2.63
7	Alnasir Gilani	175000	4.64	0.00	0.00	0.00	0.00	4.64
8	Amisa Alnasir Gilani	175000	4.64	0.00	0.00	0.00	0.00	4.64
9	Anees Alansir Gilani	175000	4.64	0.00	0.00	0.00	0.00	4.64
10	Zeenat Alnasir Gilani	175000	4.64	0.00	0.00	0.00	0.00	4.64
11	Sanjeev Singh	198600	5.27	0.00	0.00	0.00	0.00	5.27
	TOTAL	1346710	35.70	0.00	0.00	0.00	0.00	35.70



SHUBH POULTRIES LTD

(I)(c)(ii) Statement showing holding of securities (including shares, warrants, convertible securities) of persons (together with PAC) belonging to the category "Public" and holding more than 5% of the total number of shares of the company

Sr. No.	Name of the shareholder	Number of shares	Shares as a percentage of total number of shares i.e., Grand Total (A)+(B)+(C) indicated in Statement at para (I)(a) above}	Details of warrants		Details of convertible securities		Total shares (including underlying shares assuming full conversion of warrants and convertible securities) as a % of diluted share capital
				No. of warrants held	As a % total number of warrants of the same class	Number of convertible securities held	As a % total number of convertible securities of the same class	
1	Sanjeev Singh	198600	5.27	0.00	0.00	0.00	0.00	5.27
	TOTAL	198600	5.27	0.00	0.00	0.00	0.00	5.27

(I)(d) Statement showing details of locked-in shares

Sr. No.	Name of the shareholder	Number of locked-in shares	Locked-in shares as a percentage of total number of shares i.e., Grand Total (A)+(B)+(C) indicated in Statement at para (I)(a) above}	Promoter / Promoter Group / Public
1	NIL	0	0.00	
	TOTAL	0	0.00	

Place: Chandigarh
Date: 19/10/2015

For SHUBH POULTRIES LTD

Director
DIN: 05235417



SHUBH POULTRIES LIMITED

(II)(a) Statement showing details of Depository Receipts (DRs)

Sr. No.	Type of outstanding DR (ADRs, GDRs, SDRs, etc.)	Number of outstanding DRs	Number of shares underlying outstanding DRs	Shares underlying outstanding DRs as a percentage of total number of shares i.e., Grand Total (A)+(B)+(C) indicated in Statement at para (I)(a) above]
1	NIL		0	0.00
	TOTAL		0	0.00

(II)(b) Statement showing holding of Depository Receipts (DRs), where underlying shares held by "promoter/promoter group" are in excess of 1% of the total number of shares

Sr. No.	Name of the DR Holder	Type of outstanding DR (ADRs, GDRs, SDRs, etc.)	Number of shares underlying outstanding DRs	Shares underlying outstanding DRs as a percentage of total number of shares i.e., Grand Total (A)+(B)+(C) indicated in Statement at para (I)(a) above]
1	NIL		0	0.00
	TOTAL		0	0.00

For SHUBH POULTRIES LTD

B. S. Sharma

Director
DIN: 05235417



Place: Chandigarh
Date: 19/10/2014